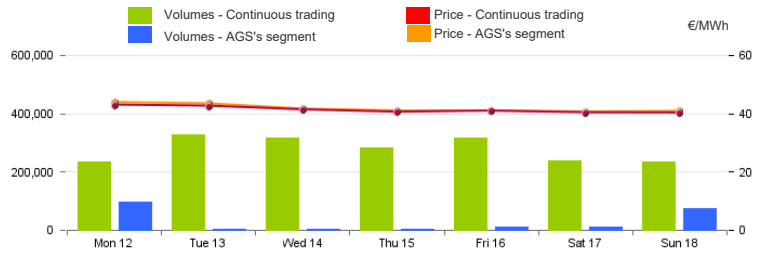


Spot Gas Market (MP-GAS)

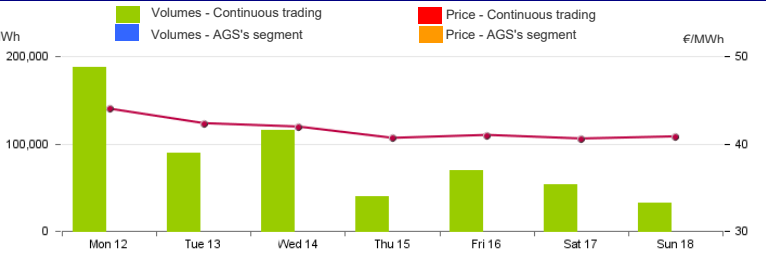
Day-Ahead Gas Market (MGP-GAS)

	Price. €/MWh				Volumes. MWh			
	Average	Var	Min	Max	Total	Var	Daily Products	WE Product
Continuous trading	41.16	+1.2%	39.00	44.00	1,953,816	-10.4%	1,582,872	370,944
	Price. €/MWh				Volumes. MWh			
	Average	Var	Min	Max	Total	Var	Purchases SRG	Sales SRG
AGS's segment	41.78	+2.1%	40.65	43.89	204,288	-34.3%	204,288	



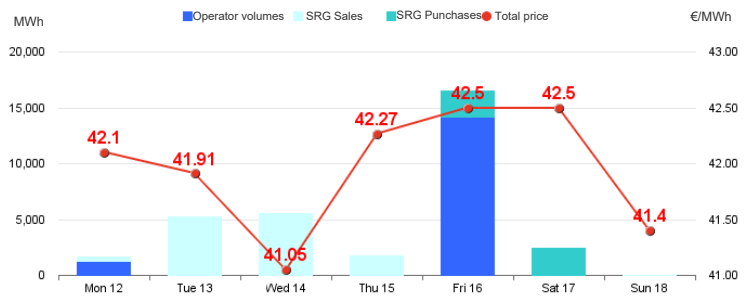
Intra-Day Gas Market (MI-GAS)

	Price. €/MWh				Volumes. MWh			
	Average	Var	Min	Max	Total	Var	Purchases SRG	Sales SRG
Continuous trading	41.61	-0.6%	40.30	45.89	586,848	-29.8%		
	Price. €/MWh				Volumes. MWh			
	Average	Var	Min	Max	Total	Var	Purchases SRG	Sales SRG
AGS's segment	-	-	-	-	-	-	-	-



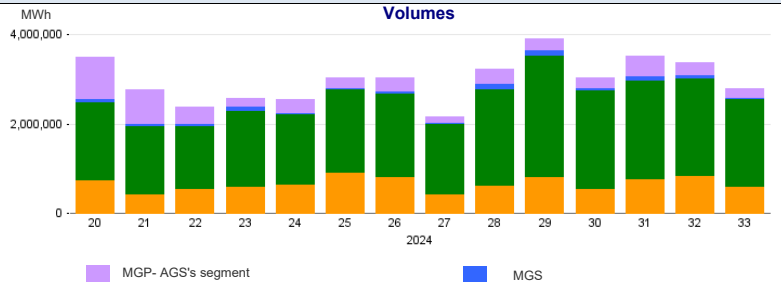
Market for the trading of gas stored (MGS-GAS)

Week	Storage	33	32
Price. (1) €/MWh	Stogit	41.96	41.31
	Edison Stoccaggio	-	-
	Total	41.96	41.31
Volumes. MWh	Stogit	33,091	50,789
	Edison Stoccaggio	-	-
	Total	33,091	50,789
SRG Activity. MWh	Purchases	4,832	8,365
	Balancing (2)	4,832	8,365
	Other purposes (3)	-	-
	Sales	12,959	4,074
	Balancing (2)	12,959	4,074
Other purposes (3)	-	-	



1) The Total price is calculated as a weighted average price for the total volumes exchanged in each storage system.
2) To securely manage any expected deviations between overall network injections and withdrawals pursuant to Art. 2.5 of Annex A, AEEGSI's Resolution 312/2016/R/gas
3) Stored gas trades by Snam Rete Gas (SRG) not included in "Balancing"

Weekly evolution



Forward Gas Market (MT-GAS)

Products	Market				OTC		Total		Open interest*			
	Minimum Price	Maximum Price	Check Price*	Trades	Volumes	Registrations	Volumes	Volumes	change %	MWh/d	MWh	
	€/MWh	€/MWh	€/MWh	change %	N.	MWh/d	N.	MWh/d	MWh/d	change %	MWh/d	MWh
BoM-2024-08	-	-	38.71	-	-	-	-	-	-	-	-	-
M-2024-09	-	-	41.09	0.0%	-	-	-	-	-	-	-	-
M-2024-10	-	-	41.81	0.0%	-	-	-	-	-	-	-	-
M-2024-11	-	-	43.31	0.0%	-	-	-	-	-	-	-	-
Q-2024-04	-	-	41.19	0.0%	-	-	-	-	-	-	-	-
Q-2025-01	-	-	43.68	0.0%	-	-	-	-	-	-	-	-
Q-2025-02	-	-	42.13	0.0%	-	-	-	-	-	-	-	-
Q-2025-03	-	-	37.45	0.0%	-	-	-	-	-	-	-	-
WS-2024/2025	-	-	43.42	0.0%	-	-	-	-	-	-	-	-
SS-2025	-	-	37.75	0.0%	-	-	-	-	-	-	-	-
CY-2025	-	-	38.59	0.0%	-	-	-	-	-	-	-	-
Total											0	0

*Referred to the last session of the week